

# What to Know Before You Go!



School Group Visitor's Guide

# Table of Contents

- 3 Welcome to the Museum!
- 4 Be an Art Protector
- 10 Keep Yourself Safe
- 14 Know the Space
- 19 Have Fun!
- 23 Resources

# Welcome to the Museum!

We are looking forward to your visit to the **Fresno Art Museum!** We want to make sure you have a great time, so we're sharing some tips and tricks on how you can become an expert museum goer.





Be an  
Art Protector

# Distance from artworks

**Touching the artwork, pedestals, and plexiglass is prohibited.** Art safety barriers are not to be violated. Please do not lean on our walls.

Keep at least an arm's length away (18 inches) from artwork on the walls and sculptures in the galleries. This is the best way to make sure we can continue borrowing all the amazing artwork from artists and other museums and protecting the artwork we own.

Be an Art Protector



# Distance from Artworks

Be an Art Protector

Try it! Have a classmate pretend to be a sculpture by striking a pose and standing still. Other classmates can practice keeping their distance by staying an arm's length away (18 inches) while circling around "the sculpture."



# Food + Drinks + Gum

Be an art protector

Keeping food, drinks, and gum outside the galleries is the best way for us to keep artworks safe from accidents. This includes water bottles.


**Pro tip:** Worried you'll get thirsty? Don't worry! A water fountain can be found near our restrooms, and you can keep a water bottle at the front desk or in the classroom.



# Backpacks and Large Bags

Be an Art  
Protector


To avoid accidentally bumping into a painting or sculpture, please leave your backpack or large bags on the bus or safely hidden in the vehicle you came in. If you must have your backpack with you, you may check it in at the front desk. If you have to keep your bag with you for medical needs, please hold it to your side by the handle or wear it in front like a kangaroo mom. This applies to adults and children.





# Taking Pictures

Taking pictures is a great way to remember an artwork you liked, but **make sure your flash is off before you snap a picture!**



## Did you know?

Exposure to light speeds up the chemical reaction process that breaks down paint pigments. You'll notice that some of our galleries with older artwork or works on paper might be a bit darker than others. This is why!

**Keep  
Yourself  
and  
Others  
Safe**



# Movement

**Walking (not running)** helps make sure you don't run into someone or something that may cause them or you harm. Walking allows you to enjoy artwork by slowing down and doing some close looking.



Keep Yourself and Others Safe



Keep Yourself and Others Safe

## Chaperones and Teachers

Don't wander off from your group.  
Always know where your chaperones or your teachers are located.

If you need to use our restroom, let your chaperone or teacher know as you must be accompanied by an adult. Always be respectful. It is important for you to leave our spaces the way you found them.



# Noise Level

Keep Yourself and Others Safe

All visitors are sharing the museum spaces when they come visit. To be a kind visitor, be mindful of noise levels by **using library voices or a level one volume**, even when your class may be the only one in the Museum.





**Know the Space**

# Fresno Art Museum

Wondering where you should enter the museum?



Know the Space



The side door to the right of our main doors is where school groups normally enter unless the Museum is open to the public. You can exit by the same door. If you gather in front, we will come out to invite you in when it is time for your tour.

Pose and take pictures if you arrive early.

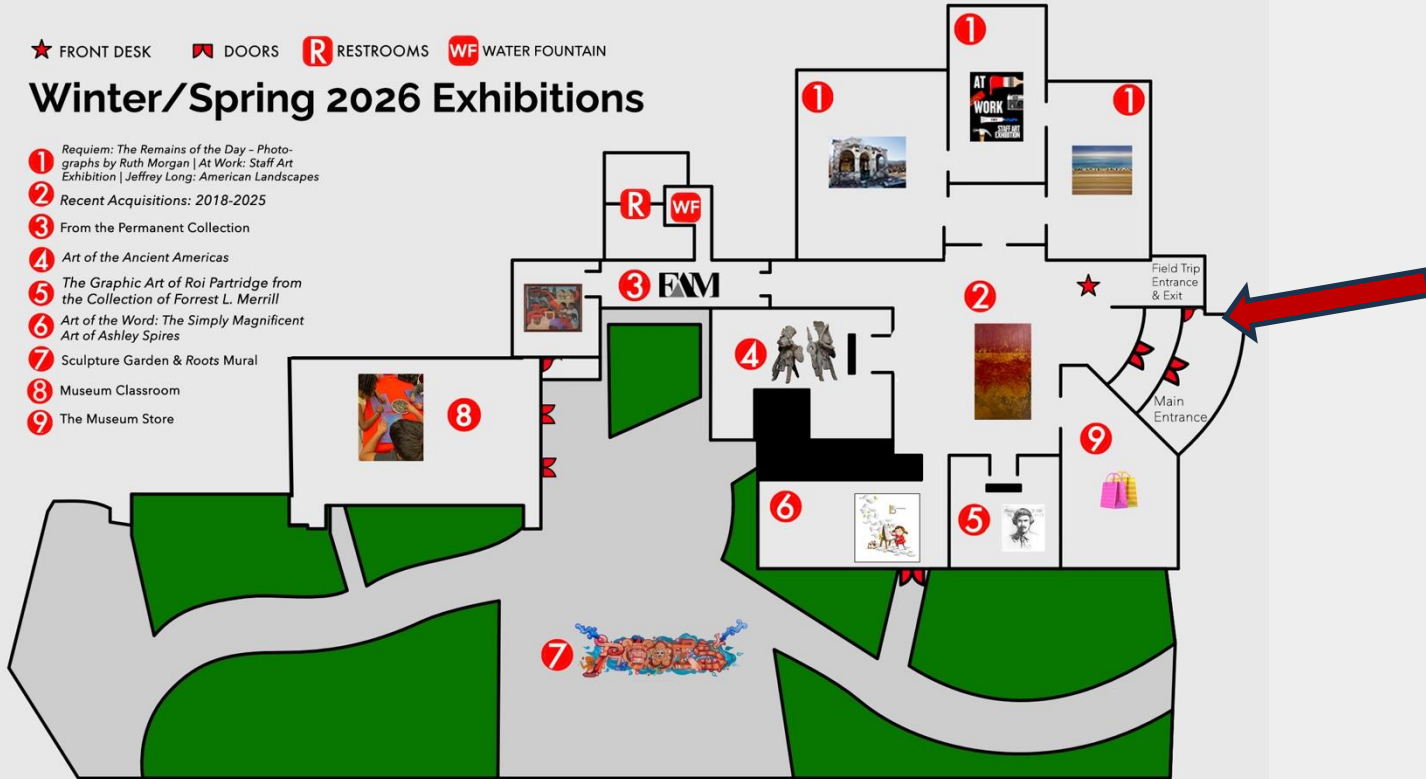
# Fresno Art Museum Map

Know the Space

★ FRONT DESK    🚪 DOORS    R RESTROOMS    WF WATER FOUNTAIN

## Winter/Spring 2026 Exhibitions

- 1 *Requiem: The Remains of the Day - Photographs by Ruth Morgan | At Work: Staff Art Exhibition | Jeffrey Long: American Landscapes*
- 2 *Recent Acquisitions: 2018-2025*
- 3 *From the Permanent Collection*
- 4 *Art of the Ancient Americas*
- 5 *The Graphic Art of Roi Partridge from the Collection of Forrest L. Merrill*
- 6 *Art of the Word: The Simply Magnificent Art of Ashley Spires*
- 7 *Sculpture Garden & Roots Mural*
- 8 *Museum Classroom*
- 9 *The Museum Store*



Enter & exit here unless THE main glass doors in front are open.

MAP IMAGE CREDITS: © Ruth Morgan, *Requiem #1*, 2021, Color photo printed on canvas, 40" x 60", Courtesy of the Artist | © Jeffrey Long, *The Course of Empire, Pacific Rim*, 2024 Oil on canvas, 58" x 72", Gift of the Artist, Collection of the Fresno Art Museum | Michael Garcia, *Walling Under Pomegranates*, 2006, Mixed media on wood, 39" x 23" x 3", Gift of the Polly Brewer Estate, Collection of the Fresno Art Museum | FAM classroom art students working, by FAM staff | Diego Rivera, *Fiesta*, 1926, Oil on canvas, 25" x 31", FAM76.1, © 2023 Banco de México Diego Rivera Frida Kahlo Museums Trust, Mexico, D.F. | Artists Rights Society (ARS), New York | *Warriors*, Astec, Late Postclassic, Ceramic, Collection of the Fresno Art Museum, Gift of Dr. and Mrs. Kenneth Stratton, FAM95.74 & 95.75 | *Roots Mural* by FAM's Summer 2017 ArtAcademy class under the guidance of Erik Gonzalez | Roi Partridge, *Comme Je Suis*, 1911 (Self-Portrait), Engraving on zinc from a pencil study, From the collection of Forest Merrill | © 2023 Ashley Spires (left to right), B is for *Brainstorm*, book cover for *The Most Magnificent Maker's A to Z* book cover, R is for *Rethink*, The letters B and R are giclée prints on 100% cotton Hahnemühle paper, Courtesy of the Artist, *The Most Magnificent Maker's A to Z* written and illustrated by Ashley Spires, published by Kids Can Press Ltd., Toronto



# Know more about what you'll see!

You can visit our website with your adult before your visit to the Museum to get a preview of our current exhibitions.

[FresnoArtMuseum.org](https://www.fresnoartmuseum.org)

Know the Space



Image: © 2023 Ashley Spire, *G is for Gathering Supplies*, Giclée print on 100% cotton Hahnemühle paper, Courtesy of the Artist, The Most Magnificent Maker's A to Z written and illustrated by Ashley Spire, published by Kids Can Press Ltd., Toronto, Canada

Exhibition sponsored by The Bonner Family Foundation, The Office of the Fresno County Superintendent of Schools, The Foundation@FCOE, and the Fig Garden Woman's Club

# Yes, We Have a Museum Store

While we would love to have you shop in our store during your visit, you must be accompanied by your parent or guardian. There is not really any extra time during your field trip to visit the store, and it is only open during public hours, Thursday to Sunday.

If you are just itching to spend your allowance in our store, you can [shop online](#) **the week before** your visit and have your adult make a purchase for you to pick up on the day of your tour. Or, better yet, you can come back and visit us with your adult to shop on another day.

Know the Space



**Have Fun!**



# Art Making in Our Classroom

During your visit, you will have an opportunity to create your very own artwork in our classroom. Your artwork that will be returned to you at school, or maybe your teacher will display it in your classroom

This is always a fun activity. There is no right or wrong answer to this activity. You just get to show how creative you are by letting your imagination guide you.


Have Fun!



# An Art Treasure Hunt in Our Galleries

Your class will have an opportunity to look for shapes, lines, and colors in one or more of our galleries. You will have a pencil, a treasure hunt list, and a small clipboard.

Remember: You cannot use our walls as a writing surface nor should you use your pencil or clipboard to point at the artwork. In fact, don't point at our artwork at all. It does not like it!



# Making Connections

## With a Friend

- Look for an artwork in your favorite color!  
How does the artwork and the color make you feel?
- If you could take any of our artworks home, what would you choose? Talk to a friend about your choice and theirs, too.

Don't forget to share your thoughts with a friend.

Have Fun!



Check out our resources that were particularly created for the *Any Given Child* Program but can be utilized by any elementary school teacher planning to visit. They can be found on our website by scanning the QR code. Utilizing these resources before and after your visit will help you make the most out of your field trip.

[FresnoArtMuseum.org](http://FresnoArtMuseum.org)



# Resources

If it's your **first** or  
**100th** visit to an  
**ART MUSEUM** we want  
to make it **fun** and memorable...

## What is a Museum?

A **museum** is a building that protects, preserves, and displays objects (artifacts) of interest or significance. The **objects** can be

**artistic**,  
cultural, scientific,  
and/or  
**HISTORICAL**

A museum is a place you can go to **look**, explore, learn, and enjoy.



**ART MUSEUMS** are usually supported by members (you could be **one**), government and private grants, **sponsors** (people or **businesses** who **love** the arts), events, and renting the museum space to the **public** for things like parties or weddings.



**We hope you  
have a great  
visit!**

Most photos included in the slide deck were taken by FAM Staff. One was created by AI. Several other images are credited. Graphics were created by AI or borrowed, with permission, from the Fine Art Museums of San Francisco (FAMSF) Education Department.